

NCMM 2004 Workshop

Sure Transformation: Blazing the Trail to Biblical Manhood

Learn to identify the life stages and transition points where men can best make lasting positive change in their lives and families. Use our practical guidelines to create remarkable group gatherings and experiences that etch biblical wisdom into the hearts of men, young and old, and encourage them along an intentional pathway to spiritual maturity.

Gentry Gardner, Sure Passage

Outline

Transition Model (Matrix)	2
Four Key Components	2
Matrix Primary Focus = Integration	3
“With All” Your.....	3
Using the Matrix during a transition.....	3
Matrix Process & Sequence	4
Starter Questions for each step	5
Applying the Matrix.....	6
Example 1: Discovering a Pathway... to transition to Biblical Manhood.....	6
Example 2: Fathering.....	9
Example 3: Ministry to Men	10

Key Points:

- A generic model (“matrix”)
- Applications of the matrix
- Suggested life stages & pathway
- Use in your ministry to men

Transition Model (Matrix)

The Purpose-Matrix™ - a framework within which to plan, conduct, and evaluate any transition.
Based on:

- The way God made us
- Biblical guidelines for behavior

Mark 12

²⁹"The most important one," answered Jesus, "is this: 'Hear, O Israel, the Lord our God, the Lord is one. ³⁰Love the Lord your God with all your heart and with all your soul and with all your mind and with all your strength.' ³¹The second is this: 'Love your neighbor as yourself.' There is no commandment greater than these."





(See also Deut. 6:4,5; Lev. 19:18)

Colossians 2

²My purpose is that they may be encouraged in heart and united in love, so that they may have the full riches of complete understanding, in order that they may know the mystery of God, namely, Christ, ³in whom are hidden all the treasures of wisdom and knowledge.

Four Key Components

With the perspective that the Holy Spirit directs each area:

	<u>Component</u>	<u>Theme</u>	<u>Main Thing to Remember</u>
	Heart	Love	How am I feeling?
	Soul	Trust	Who is in control?
	Mind	Know	What am I thinking?
	Strength	Obey	How do I act now?

Tied to reality:


- Spiritual
- Emotional
- Mental
- Physical

Our entire being, the “whole” man...

Matrix Primary Focus = Integration

Need all four components. Otherwise, your model, process, and results will be *incomplete*.

The Purpose-Matrix™



“With All” Your

Heart, Soul, Mind, & Strength

Using the Matrix during a transition

Any transition:



Matrix Process & Sequence

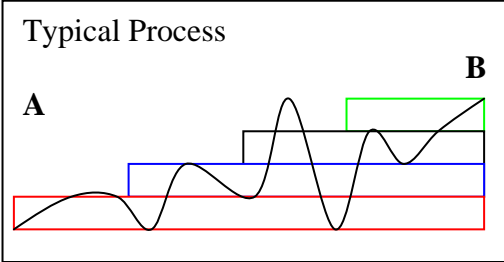
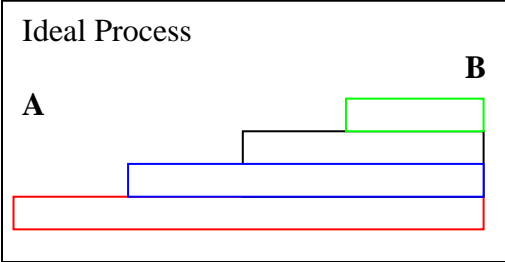
A successful transition:




Sequencing order is not as important as “integrating” all parts of the process.

You will need to adjust and adapt during the process.

Trying to skip steps will lead to more time and frustration, and may result in never really completing the transition (fully reaching Point B).



Starter Questions for each step



Heart

- Where are you now? Which way should you head next?
- What will life be like? - What will you do? How will you feel?
- Why are you doing this? Who is in control?




Soul

- How do you feel about where you are and what lays ahead?
- What do you feel is different? Where to you feel you want to be?
- Are you willing to leave where you are?



Mind

- Where are you headed? - What does it look like? Who else is there?
- What is the route?
- What is needed for the journey?



Strength

- Assemble provisions; Plan the route with milestones, timelines, etc.!
- Gather people around to help keep you on track!
- Execute the plan – tasks/times, evaluate results, adjust plan, ..., act!

Applying the Matrix

Use the framework to design the proper process for your unique situation.

- Use the framework to design the proper process for your unique situation.
- Pick your own ways to communicate (appropriate to your men and environment):
 - Wording (terms)
 - Symbols

Example 1: Discovering a Pathway... to transition to Biblical Manhood

Desiring a Pathway (Heart)

Jeremiah 6:16 (NIV)

This is what the LORD says:

“Stand at the crossroads and look;
ask for the ancient paths,
ask where the good way is, and walk in it,
and you will find rest for your souls.”

Isaiah 40:3-5 (NLT)

³Listen! I hear the voice of someone shouting, “Make a highway for the LORD through the wilderness. Make a straight, smooth road through the desert for our God. ⁴Fill the valleys and level the hills. Straighten out the curves and smooth off the rough spots. ⁵Then the glory of the LORD will be revealed, and all people will see it together. The LORD has spoken!”

Seeking a Pathway (Soul)

Psalms 43 (The Message)

Give me your lantern and compass,
give me a map,
So I can find my way to the sacred mountain,
to the place of your presence,
To enter the place of worship,
meet my exuberant God,
Sing my thanks with a harp,
magnificent God, my God.

Think through (and define) the markers along the Pathway (Mind)

Significant Transition Points

- Childhood “firsts”
- Middle School
- High School
- Teenage years to Adulthood *
- College
- Marriage
- Career(s)
- Mid-life and beyond

Follow the Pathway (Strength)

Create a “trail guide” for your men to follow, based on the path you have designed. E.g.:

- Identity -> purpose
- Interdependence -> accountability and community
- Influence -> leading as spiritual fathers
- Inspiration -> perpetuating a legacy

Use NCMM and other ministry resources:

- Curriculum
- Small groups
- Programs
- Activities
- Etc.

Build your own themes using existing products, which by the way, are based on the four-part matrix (even though they may use different terminology). For example:

- Robert Lewis – fision of a Real Man, who: rejects passivity, accepts responsibility, leads courageously, and expects the greater reward
- Chuck Stecker – pathway to spiritual maturity: Identity/acceptance, Formation/participation, Ministry/application, and Reproduction/leadership
- Stu Weber - 4 pillars: King/provider, Warrior/protector, Mentor/teacher, Friend/connect
- William Blake: four “mighty ones” are in every man
- And many others...

Also a pathway may be defined using the suggested Life Stages on next page.

LIFE STAGES

© 2000 Paul Stanley & Gary Barkalow

18

30

40

55

Learning Years

Building Years

Focusing Years

Investing Years

Critical Question:

Who am I?

Critical Question:

Where is my place?

Critical Question:

Why am I here?

Critical Question:

How do I finish well & leave an enduring legacy?

Characteristics:

Self-oriented

Gathering

Searching/verifying

Survival

Characteristics:

Work-oriented

Improving

Driven by expectations

Success

Characteristics:

Purpose-oriented

Mastering

Loss of motivation/passion

Significance

Characteristics:

Others-oriented

Converging

Acceptance

Security

God awakens desire → *God deepens desire* → *God fulfills desire*

Gains outnumber losses → *(jobs, spouse, kids, health, possessions)* → *Losses outnumber gains*

Others are writing my story

I am writing my story

The cultural story

God's larger, transcendent story

Potential → *Development of* → *Purpose*

Recoverable → *Choices* → *Unrecoverable*

Dangers:

Bad life decisions

Not knowing self

Pressure to "figure it out"

Dangers:

No life structures

Doing overrides being

Incongruency stress

Dangers:

Mid-life melt-down

Dabbling

Plateauing

Dangers:

Stop learning & growing

No meaningful connections

Not finishing well

Key to Succeeding:

Exposure/experience

Understanding self

Faithfulness

Ministry participation

Mentors

Feedback, adjustment

Respond-grow-learn

Inner-life growth

Key to Succeeding:

Developing life structures

Applying self

Stewardship

Identifying ministry

Mentors/peers

Feedback, adjustment

Respond-grow-learn

Inner-life growth

Key to Succeeding:

Clarifying purpose

Focusing self

Stewardship

Intentional ministry

Mentors/peers

Feedback, adjustment

Respond-grow-learn

Inner-life growth

Key to Succeeding:

Making final years count

Investing self

Generosity

Identifying your legacy

Peers/mentors

Feedback, adjustment

Respond-grow-learn

Inner-life growth

Example 2: Fathering

God's Vision! (Malachi 4:6) ...hearts of fathers & children...!

Startling Statistics

Where are the Fathers...? The power of influence...?
Acknowledge the past. Start new patterns today!

Be Intentional...

1. Unconditional Love (Matthew 3:17)
2. Encourage (1 Thessalonians 2:11-12)
3. Instruct (Ephesians 6:4)

Practical Ideas:

<u>For the Men</u>	<u>For Children</u>
<ul style="list-style-type: none">• Memorable outings• Date & Family nights• Write notes & journal• Mentors, Godly friends	<ul style="list-style-type: none">• Talk about your day• Impersonations nights• Write Mom/Dad notes

Recommended Resources:

- The Blessing, Smalley & Trent
- Straight from a Dad's Heart, Hamrim
- The 7 Secrets of Effective Fathers, Canfield
- A Father's Legacy, Countryman
- Family Nights, Heritage Builders Series, Cook Comm.
- Great Dads seminar
- Passage to Adulthood – or other Adventure Experiences

1 Thessalonians 2

¹¹For you know that we dealt with each of you as a father deals with his own children,

¹²encouraging, comforting and urging you to live lives worthy of God, who calls you into his kingdom and glory.

Example 3: Ministry to Men

- Planning
- Developing a leadership team
- Coaching
- Resources

Recommended resource:

- Men’s Ministry in the 21st century (Group Publishing)



Build a leadership team:

(Using military terminology as an example)

Team Development Cycle – Rise up Your Men’s Ministry Militia

<i>Phases</i>	<i>Stages</i>
Phase 1: Prepare	<p>Identify Objectives - Personal Passion</p> <ol style="list-style-type: none"> 1. Call to Arms 2. Assemble Command Unit 3. Report Initial Intel (Capture the Vision) <p>Coordinate with HQ – Your Church’s Blessing</p> <ol style="list-style-type: none"> 4. Receive Orders (Cast the Vision) 5. Formulate a Battle Plan 6. Setup Base of Operations
Phase 2: Mobilize	<p>Strengthen your Force – Your Leaders</p> <ol style="list-style-type: none"> 7. Recruit 8. Train 9. Deploy <p>Adapt on the Battle Field – Always Improve</p> <ol style="list-style-type: none"> 10. Assess Progress 11. Enhance Tactics 12. Hone Tools

Write a proposal for Men's Ministry and present it to your church leadership

(Use the following example to start with...)

Men's Ministry Proposal

Purpose: Develop a team to equip lay leaders who will implement innovative and relevant initiatives that minister to men of all ages.

Approach: Lead and direct a process, along with a core team, to define and implement a new ministry strategy to truly serve men through discipling, Mentoring & Coaching at all life stages.

Timeframe: 3 to 5 years

Effort:

- Weekly meetings with core team
- Monthly meetings with leadership team and advisory people
- Develop: 1) Ideas/vision, 2) Leaders/participants, 3) Strategy/plan

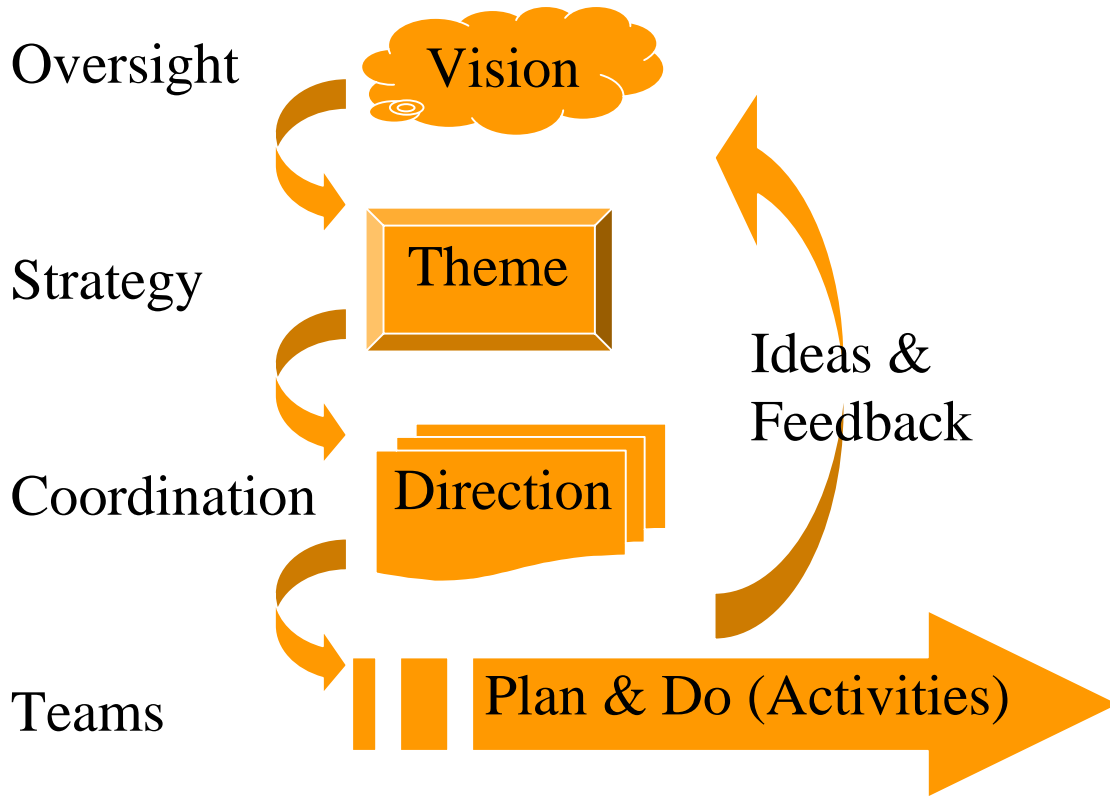
Required Steps

1. Identify a person to champion this ministry (name person)
2. Executive sponsor (name person)
3. Senior Pastor endorsement and churches blessing
4. Leadership Team (list core team and others)
5. Strategy (includes plan, structure, action steps, funding, etc.)
6. Staged implementation

Request: List any necessary church office workspace, access to

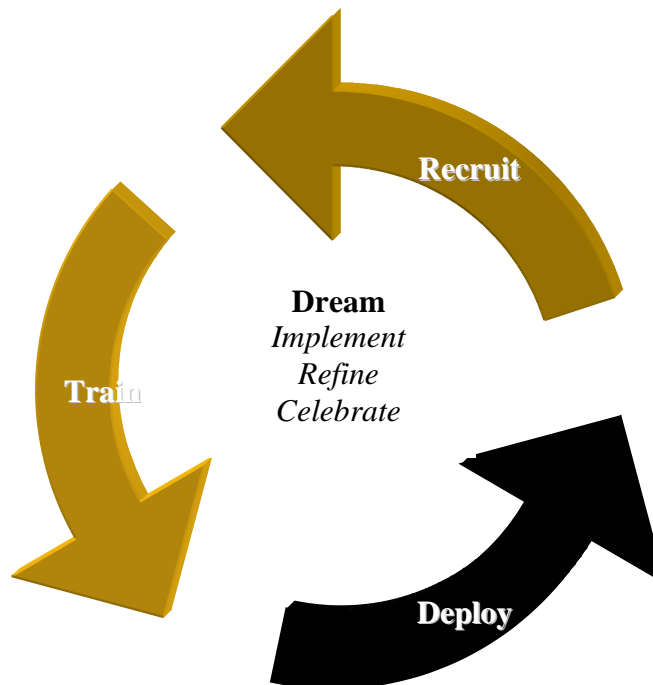
Strategy

Roles needed within your leadership team:



Process

Continually recruit, train, and deploy new team leaders (and team members):



Themes to include

- The goal = real change in men's lives
- Noble purpose
- Accountability (band of brothers)
- Warfare

Other Points along the Pathway

- **Celebrating Changes**
- **Passage to Manhood**
- **Womanhood (purity ball)**
- **Father/son canoeing (other adventures)**
- **Mission Trips**
 - **Family & youth**
 - **Father/son**
 - **Executives**

(Contact Sure Passage for more information on related resources and programs.)

Conclusion

Make sure your process includes... all your Heart, Soul, Mind, and Strength!

Contact Info

- Mr. Gentry Gardner
- Sure Passage
- Colorado Springs, Colorado
- Email: coach@surepassage.org
- Phone: (719) 522-0250